

Model 1230ES MAST LIFT

Features

- Industry leading duty cycles
- Controls and electrical system common with ES Series scissor lift
- Joystick with fully proportional lift and drive
- All-steel platform deck and rails
- Saloon-style entry gate
- Standard 110 V AC wiring to platform
- Corner tool tray
- Automatic traction control
- Steel swing-out battery doors with heavy duty hinges
- Mechanical Pothole Protection System
- All motion alarm
- Battery condition indicator
- Horn
- Hourmeter
- Powder paint coating
- Lanyard attachment points
- Integrated lifting and tie-down points
- Machine can be lifted by forklifts from either side

Accessories & Options

- Flashing amber beacon
- 1,000W – AC Inverter/charger
- Pressure check port



Saloon-style swing gate for ease of entry and exit.



All-steel swing-out battery doors with heavy-duty hinges.



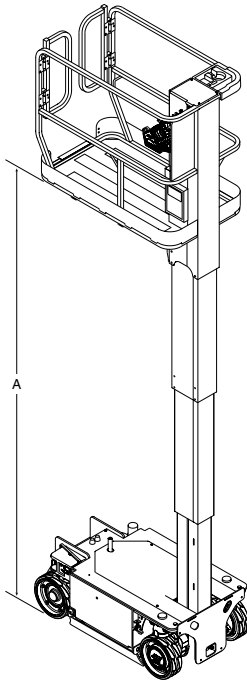
Ease of Maintenance, Reduced Cost

- Maintenance free elevating mast design—no chains, cables or rollers to grease or adjust
- Only four hoses—less to maintain, minimizes leak potential

Compact and Maneuverable in Tight Spaces

- Compact dimensions and low overall weight
- Fits on most freight elevators
- Tight turning radius
- Direct Electric front wheel drive
- Ground level entry

Specifications



Dimensions

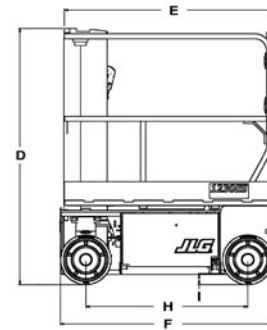
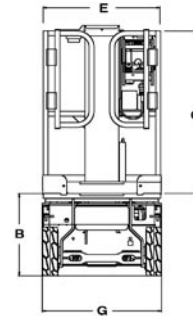
A. Platform Height – Elevated	12 ft (3.66 m)
B. Platform Height – Lowered	1 ft 10 in. (0.56 m)
C. Platform Rail Height	3 ft 7 in. (1.10 m)
D. Overall Height	5 ft 5 in. (1.66 m)
E. Platform Size	27 x 49.5 in. (0.68 x 1.25 m)
F. Overall Length	4 ft 6 in. (1.36 m)
G. Overall Width	2 ft 6 in. (0.76 m)
H. Wheelbase	3 ft 5 in. (1.04 m)
I. Ground Clearance	2.6 in. (6.6 cm)
Platform Capacity	500 lb (227 kg)
Lift/Lower Time	12 / 12 sec.
Maximum Drive Height	Full Height
Weight	1,740 lb (790 kg)

Chassis

Drive Speed Lowered	3 mph (4.8 kmph)
Drive Speed Elevated	0.5 mph (0.8 kmph)
Gradeability	25%
Turning Radius – Inside	5 in. (13 cm)
Turning Radius – Outside	4 ft 10 in. (1.46 m)
Tire Size/Type	318 x 100 Non-Marking Solid
Brakes (On Drive Wheels)	Electric, Friction

Power System

Charger	20 Amp Automatic (120V/240V – 50/60 HZ)
Batteries	4 x 6V 220 amp-hr
Drive	24V Electric, 8 hp (6kW)
Hydraulic Reservoir	1.88 gal. (7.1 L)



The JLG "1 & 5" Warranty

JLG Industries, Inc. backs our ES Series Mast Lifts with our exclusive "1 & 5" Warranty. We provide coverage for one (1) full year, and cover all specified major structural components for five (5) years. These machines meet or exceed applicable OSHA Regulations in 29 CFR 1910.67, 29 CFR 1926.453, ANSI A92.6-1999 and CSA standard CSA-B354.2-01 as originally manufactured for intended applications. We reserve the right to make price, specification, and/or equipment changes without prior notification.



JLG Industries, Inc.

An Oshkosh Truck Corporation Company
 1 JLG Drive
 McConnellsburg, PA 17233-9533
 Telephone 717-485-5161
 Toll-free in US 877-JLG-LIFT
 Fax 717-485-6417
www.jlg.com